


Serie  
**PC**



TREVIBENNE S.p.A.  
Via A. Volta, 5  
36025 Noventa Vic.na  
Vicenza (VI) - Italy  
Tel. +39 0444 760773  
Fax +39 0444 861182  
[www.trevibenne.it](http://www.trevibenne.it)  
[info@trevibenne.it](mailto:info@trevibenne.it)

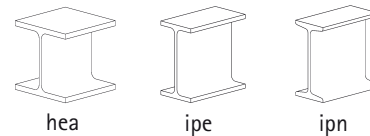
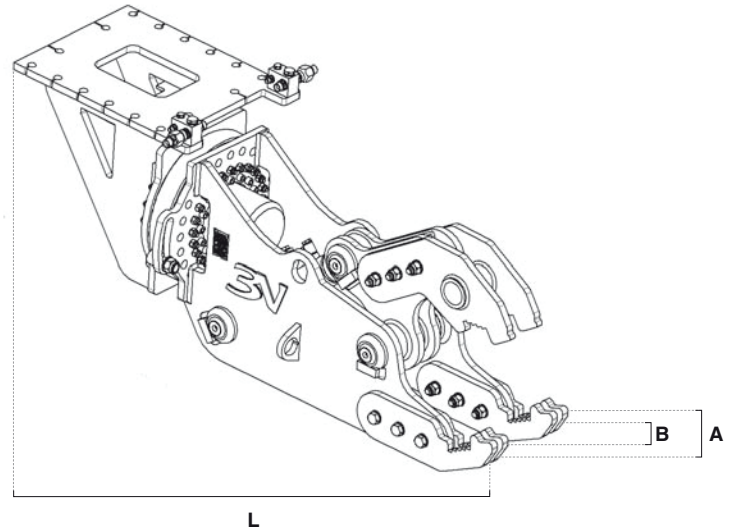

UK & IRISH IMPORTER  
**Sandhurst**  
Equipment Sales

Rochester, Kent ME2 4DZ  
United Kingdom

Tel: 44 (0)845 120 6633  
E-mail: [sales@sandhurst.co.uk](mailto:sales@sandhurst.co.uk)  
Website: [www.sandhurst.co.uk](http://www.sandhurst.co.uk)



Azienda certificata  
Cert. N° 501005936  
UNI EN ISO 9001:2000











...pinza realizzata per posizionare le centine che andranno a costituire le arcate di sostegno di tunnel e gallerie. Sono costruite "su misura" in funzione delle caratteristiche, delle dimensioni e degli spessori della centina o della putrella stessa da sollevare rispettando i parametri e le indicazioni del committente...

...equipment created for positioning the ribs that will constitute the support arcades of tunnels. They are custom-built according to the characteristics, the dimensions and the thicknesses of the rib or the I-beam to be lifted, respecting the customer's parameters and indications...

...pinza realizada para colocar las cimbras que formarán las arcadas de soporte de túneles y galerías. Se fabrican "a medida" en función de las características, las dimensiones y los espesores de la cimbra o de la viga misma que se desea levantar respetando los parámetros y las indicaciones del cliente...

...cette pince a été réalisée pour positionner les cintres qui servent à la construction des arcs de soutien pour les tunnels et galeries. Chaque pince est construite "sur mesures" en fonction des caractéristiques, des dimensions et de l'épaisseur des cintres ou des poutres à soulever tout en respectant les paramètres et des indications de l'utilisateur...

	 (1)	 *	A	B	L				 max	 max	Drenaggio / Tank
	t.	kg.	mm.	mm.	mm.	bar	l/min.		bar	l/min.	
PC 02	15 : 50	650 ~	360	150	1500 ~	250	40 / 80	/	/	/	/
PC 03**	15 : 50	1150 ~	360	150	2000 ~	250	40 / 80		140	10	✓

(\*) THE ABOVE MENTIONED WEIGHTS DO NOT INCLUDE THE EXCAVATOR ATTACHMENT. SPECIFICATIONS ARE SUBJECT TO CHANGE WITHOUT NOTICE.